






Implant Compatibility



Implant Mfg	Connection Type	Connection Size	Single/Bridge	Multi-Unit					
			Regular	R-MU Straight		R-MU 17°		R-MU 30°	
	Tapered Internal	3.5	GH 1.0 GH 2.0 GH 3.0	GH 1.0 GH 2.0 GH 3.0	GH 4.0 GH 5.0	GH 2.25 GH 3.0 GH 4.0	GH 3.0 GH 4.0 GH 5.0		
		4.5	GH 1.0 GH 2.0 GH 3.0	GH 1.0 GH 2.0 GH 3.0	GH 4.0 GH 5.0	GH 2.25 GH 3.0 GH 4.0	GH 3.0 GH 4.0 GH 5.0		
	Certain Internal	3.4	-	GH 1.0 GH 2.0	GH 3.0 GH 4.0	GH 2.25 GH 4.0	GH 3.0 GH 5.0		
		4.1	-	GH 1.0 GH 2.0	GH 3.0 GH 4.0	GH 2.25 GH 4.0	GH 3.0 GH 5.0		
	Grand Morse (GM)	-	GH 1.0 GH 2.0 GH 3.0	GH 1.5 GH 2.5	GH 3.5 GH 4.5	GH 1.5 GH 2.5 GH 3.5	GH 1.5 GH 2.5 GH 3.5		
	Internal Conical	NP	-	GH 1.5 GH 2.5 GH 3.5		GH 2.5 GH 3.5	GH 3.5 GH 4.5		
		RP	GH 1.0 GH 2.0 GH 3.0	GH 1.5 GH 2.5	GH 3.5 GH 4.5	GH 2.5 GH 3.5	GH 3.5 GH 4.5		
		WP	-	-	-	-	-		
	Bone Level Tapered (BLT)	NC	-	GH 1.0 GH 2.5 GH 4.0		GH 2.5 A GH 4.0 A	GH 2.5 B GH 4.0 B	GH 3.0 A GH 4.0 A	GH 3.0 B GH 4.0 B
		RC	GH 1.0 GH 2.0 GH 3.0	GH 1.0 GH 2.5 GH 4.0	GH 2.5 A GH 4.0 A	GH 2.5 B GH 4.0 B	GH 3.0 A GH 4.0 A	GH 3.0 B GH 4.0 B	